



District Report Card: 2017


State: Bihar	District: Lakhisarai
Class: 5	Subject: Language
Schools: 61	Students: 1434


Participation/Coverage


Students

<div>GENDER</div> <div></div>	Boys				Girls			
	Number		%		Number		%	
	721		50.28		713		49.72	

<div>AREA</div> <div></div>	Rural				Urban			
	Number		%		Number		%	
	1282		89.40		152		10.60	

<div>CATEGORY</div> <div></div>	SC		ST		OBC		GEN	
	Number	%	Number	%	Number	%	Number	%
	250	17.43	39	2.72	924	64.44	221	15.41

<div>CWSN</div> <div></div>	LD	VI	HI	S&LD	ID	Oth
	3	2	2	2	5	11

<div>Management</div> <div></div>	Government			Government-aided		
	Number		%	Number		%
	1434		100.00	0		0.00

Average Performance of Students in Language (%)

Overall	Gender		Area		Management		Social Group			
	Male	Female	Rural	Urban	Govt.	Aided	SC	ST	OBC	GEN
62.98	63.21	62.76	62.43	67.68	62.98	0.00	57.81	48.21	63.98	67.30

Performance on Learning Outcomes (LOs)

Learning Outcomes	Description	Average Performance(%)
L504	Reads and comprehends independently storybooks, news items/ headlines, advertisements etc.	58.81
L508	Reads text with comprehension, locates details and sequence of events	65.07

Range of Performance of Students who Answered Correctly							
Below 30%		30% - 50%		50% - 75%		Above 75%	
Number	%	Number	%	Number	%	Number	%
127	8.86	260	18.13	598	41.70	449	31.31

Lowest Performing Learning Outcomes (LOs)

- 1 - Reads and comprehends independently storybooks, news items/ headlines, advertisements etc. (58.81)
- 2 - Reads text with comprehension, locates details and sequence of events (65.07)